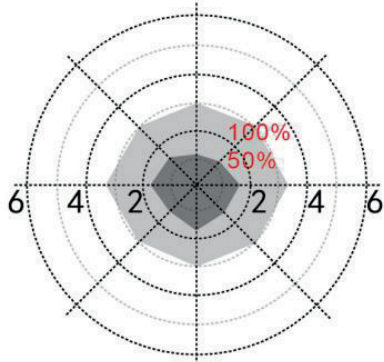


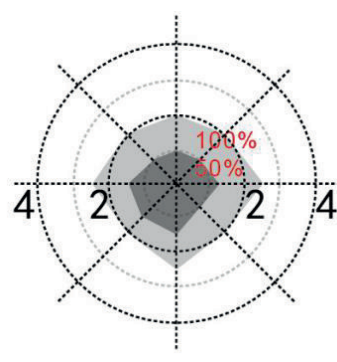
7. Radiation Pattern

Ceiling mounting

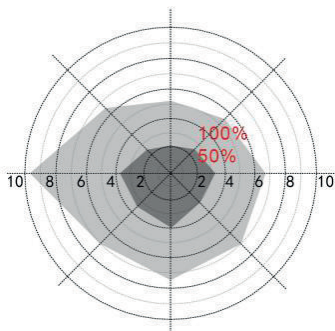
Ceiling mounted height: 3m
Sensitivity: 100%/50%



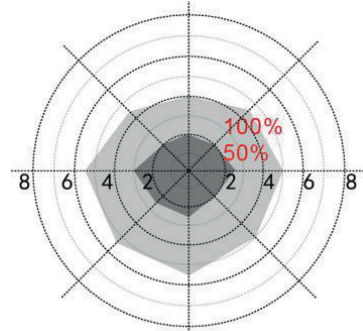
Ceiling mounted height: 6m
Sensitivity: 100%/50%



Normal moving (Speed: 1m/s)



Normal moving (Speed: 1m/s)

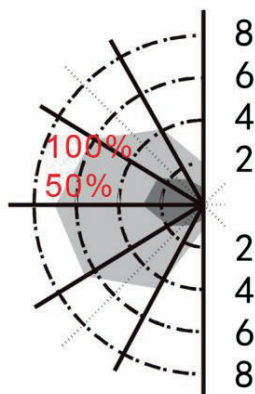


Slow moving (Speed 0.3m/s)

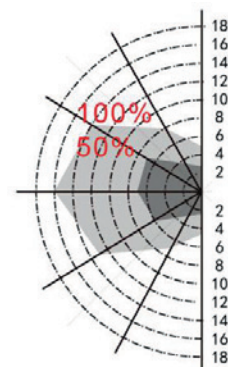
Slow moving (Speed: 0.3m/s)

Wall mounting:

Wall mounted height: 2m
Sensitivity: 100%/50%



Normal moving (Speed 1m/s)



Slow moving (Speed 0.3m/s)